

## UNIT REGISTRATION SEPT 2023

1. Go to <https://portal.kisiiuniversity.ac.ke/>
2. Login using your Student Portal Credentials

12:20 PM | 6.0KB/s

**Hi, welcome back**

Please fill in your details to log in

**Username**  
Student No/ Employee No

**Password**  
Enter your Password

Remember me [Forgot Password?](#)

**Sign In**

Don't have an account? [Sign Up](#)

Copyright © 2023- ABNO Softwares International

3. Wait for your Student Portal Profile to load

12:20 PM | 0.1KB/s

al.kisiiuniversity.ac.ke

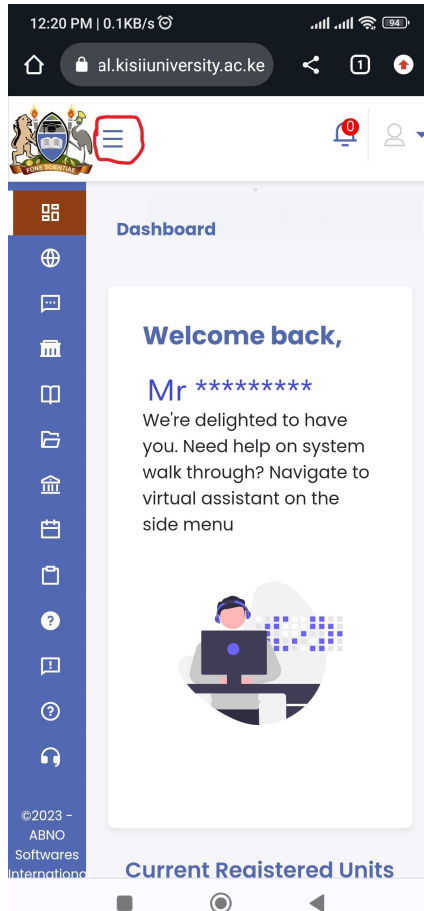
**Welcome back,**

**Mr \*\*\*\*\***

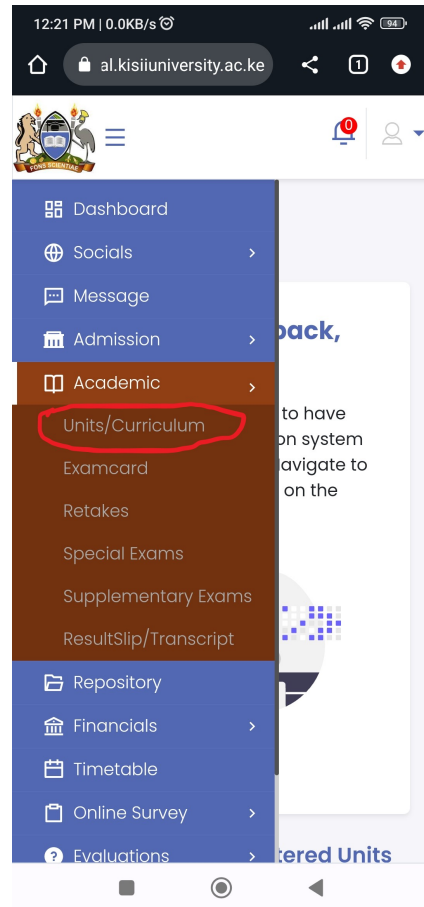
We're delighted to have you. Need help on system walk through? Navigate to virtual assistant on the side menu

**Current Reastered Units**

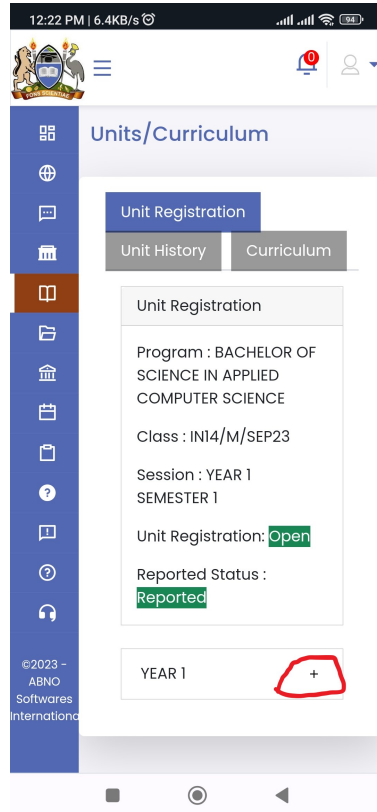
4. Click on the 3 line Circed in red to bring up you drop down dashboard



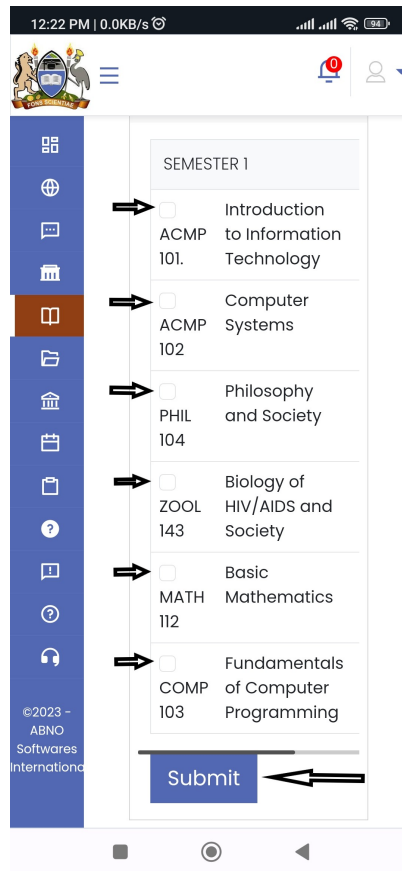
5. Click on Academics Tab and then Units/Curriculum



6. Click on the Plus Sign + as shown below



7. Select the Checkboxes as shown below, Scroll down to make sure you have selected all your units for the Semester and Click Submit



8. The Unit should change to Pending (scroll right). This shows that approval is now pending from your relevant COD